





Hammond Education

Full Circle, Phase 2, Game 1

Phonics Resources



Full Circle Game Instructions

Hi It's Steph from Hammond Education, thank you for downloading this resource.

Instructions

Once you have printed this resource. Cut the letters out. Place the letters in front of the child s,a,t,p, i. Follow the instructions of the Full Circle, Phase 2, Game 1.

Pause the video so that the child can make the word. The child can make the word by moving the letters around then adding or taking away a letter or letters. Restart the video after and check how the child has done.

I hope you enjoy playing Full Circle. Have you seen Full Circle Phase 2 Game 2?